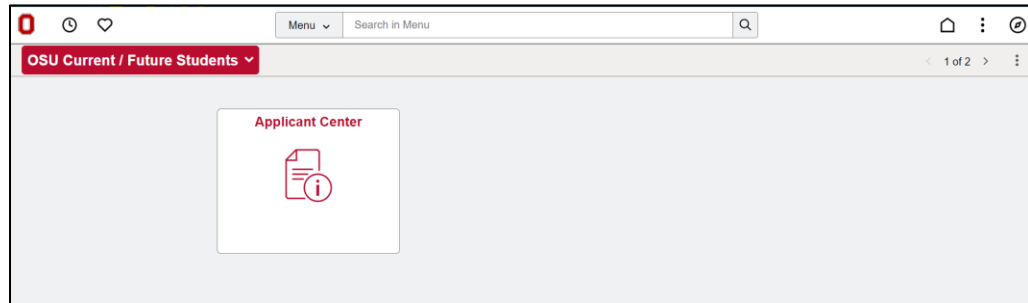


Navigating to the Fluid Applicant Center

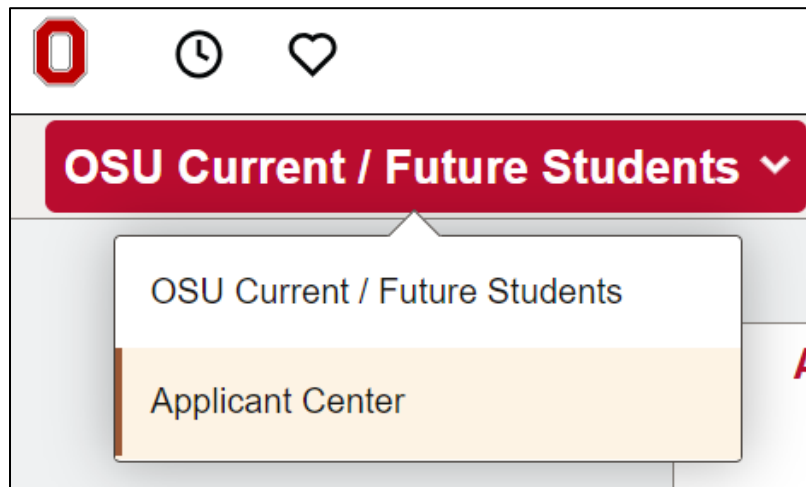
The Fluid Applicant Center homepage can be accessed through appstatus.osu.edu, the go.osu.edu/appstatus GO link, or buckeyelink.osu.edu.

When logged into PeopleSoft, applicants can navigate to the Fluid Applicant Center through two methods:

1. Clicking on the Applicant Center tile which is located on the “OSU Current/Future Students” homepage.



2. Clicking on the homepage dropdown in the top left corner of the screen and selecting “Applicant Center”

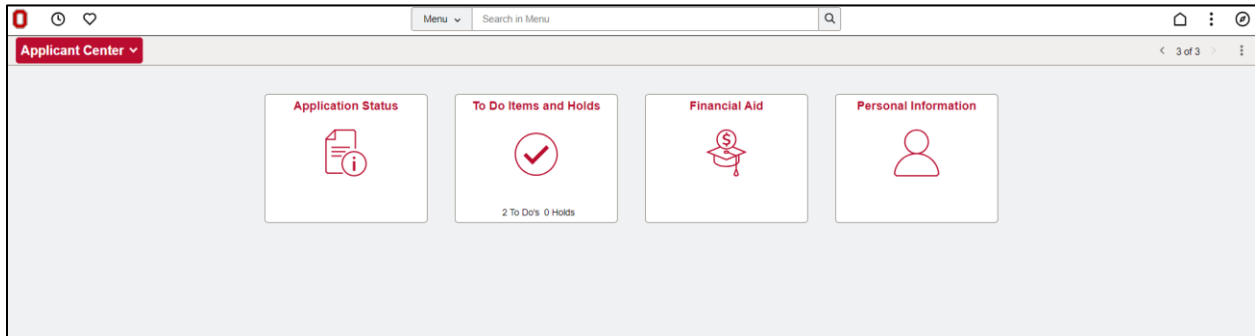


Fluid Applicant Center homepage

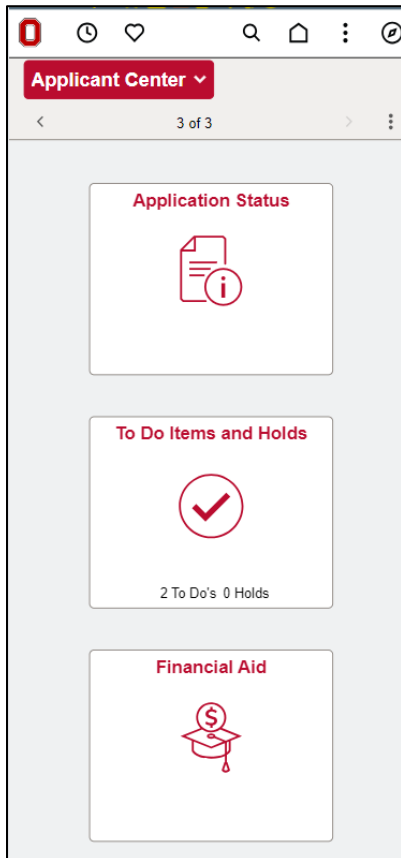
The Fluid Applicant Center homepage relies on tiles to organize pages and assist with navigation. There are four tiles that are always displayed to applicants: **Application Status**, **To Do Items and Holds**, **Financial Aid**, and **Personal Information**. There are three additional tiles (**Pay Application Fee**, **Accept/Decline Admission**, and **Orientation Information**) that appear dynamically based on an applicant’s progress through the application process. The tiles are sequenced and will appear in the order on the next page. This is particularly relevant when accessing the applicant center on a mobile device.

Tile display order


1. **Application Status** – always displayed
2. **Pay Application Fee** – dynamic display
3. **To Do List and Holds** – always displayed
4. **Accept/Decline Admission** – dynamic display
5. **Financial Aid** – always displayed
6. **Orientation** – dynamic display
7. **Personal Information** – always displayed



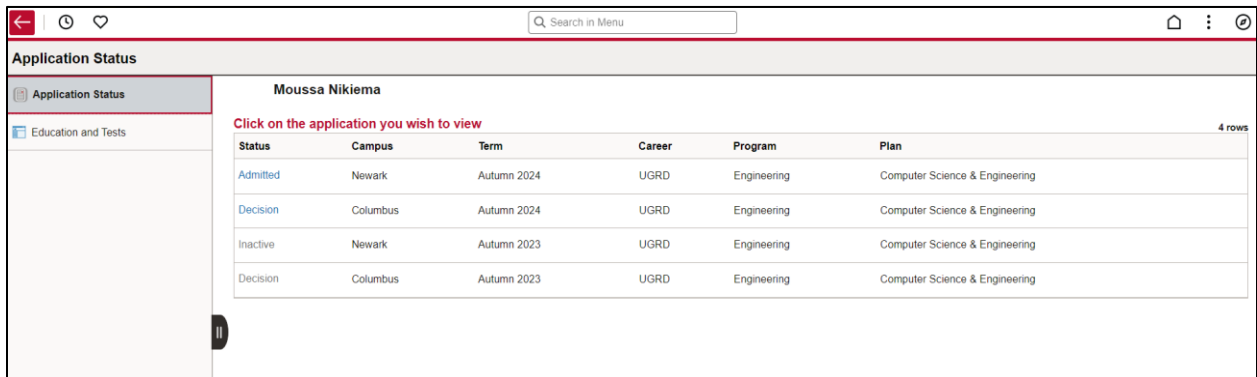
On a mobile device, the tiles vertically stack on top of one another. Applicants will need to scroll to view tiles that are lower in the sequence order.



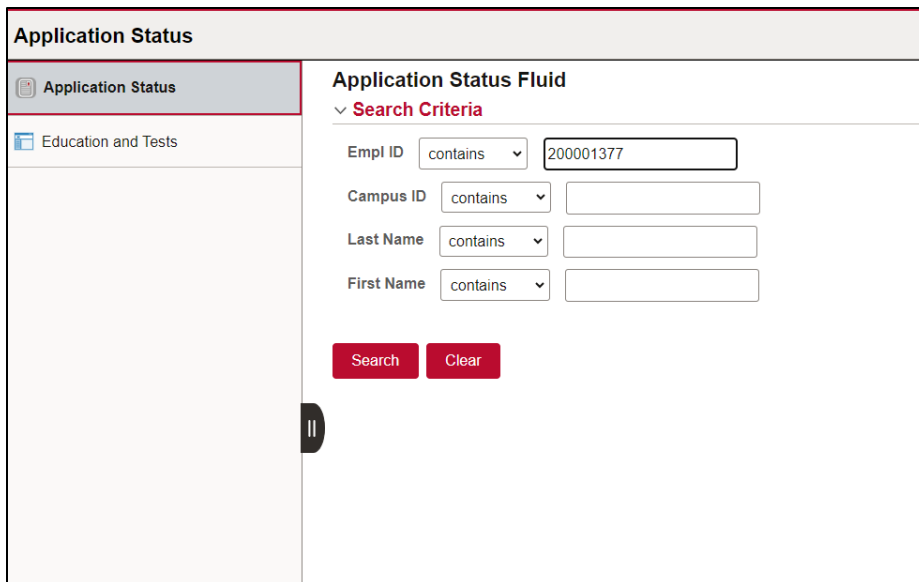
Application Status Tile



The Application Status tile points to two pages: the Fluid Application Status pages and the Education and Tests page. After clicking on the Application Status tile, the Fluid Application Status page is open by default. Applicants can navigate to the Education and Tests page by using the navigation on the left-hand side of the page.



Note: If someone is both an applicant and an employee with the administrative view of the applicant center, the Application Status tile will take them to a search page. The staff member can then search for themselves to see their personal status pages.



The first application status page will show every application ever completed by the applicant. Only active applications, however, will have a status that is hyperlinked. To see more detail about an application, an applicant clicks on the hyperlinked status.

Status
Admitted
Decision
Inactive
Decision

On the top of the application status page, an applicant's web status and accompanying message is displayed. If an applicant can accept or decline admission for that application, a scarlet "Accept/Decline Admission" button will be displayed. Clicking this button will take applicants to the accept/decline admission pages.

Application Status

Application Details

- Application Status
- Education and Tests

Application Status: Admitted

Congratulations, you have been admitted to The Ohio State University at Newark! Please click the **Accept/Decline Admission** button to pay your acceptance fee and confirm enrollment. **Important:** Scroll down to check for incomplete application To Do Items.

[Accept/Decline Admission](#)

Name: Moussa Nikiema
OSU ID: 400122896
Admit Term: Autumn 2024
Campus: Newark
Residency: Ohio Resident
Program: Engineering
Plan: Computer Science & Engineering

Application To Do Items

▼ **Incomplete Items**

Undergraduate Acceptance Fee

Comment
TEST COMMENT
Status Date
02/16/2024

The middle section provides additional application details.

- Name
- OSU ID
- Admit Term
- Campus
- Residency
- Program
- Plan
- Sub-plan (if applicable)

The Application To Do Items section lists all checklist items for an application. The items are sorted into two sections, Incomplete Items and Complete Items. By default, the Incomplete Items section is open and the Complete Items is closed. Both sections can be opened and closed via the caret button.

Application To Do Items

▼ **Incomplete Items**

High School Transcript: Green High School

Description
Official Transcript of your high school course work. Official transcripts have either an embossed seal or signature of a certifying official from your school. No faxed transcripts will be accepted.

Status Date
01/12/2024

Due Date

Contact:

Application To Do Items

> **Incomplete Items**

> **Complete Items**

If an applicant has no incomplete items for their application, no section for incomplete items will display.

Application To Do Items

> **Complete Items**

If a staff member enters a comment providing additional instructions for a checklist item, they will be displayed in the “Comment” field.

▼ **Incomplete Items**

High School Transcript: School of High School Cooking

Description
Official Transcript of your high school course work. Official transcripts have either an embossed seal or signature of a certifying official from your school. No faxed transcripts will be accepted.

Comment
Please send a final high school transcript that lists your high school diploma.

Status Date
04/30/2024

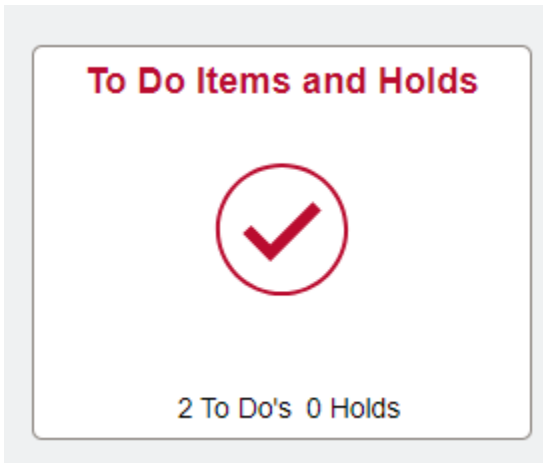
Due Date

Education and Tests

The Education and Tests page lists all education and test scores on file with the university.

Cameron Ra			
Education On Record			
School The Ohio State University-Main-COL			
From Date 08/20/2008			
To Date 05/05/2013			
Degree ↕	Degree Date ↕		
BS	05/05/2013		
Education On Record			
School Anthony Wayne High School-SCD			
From Date 08/01/2004			
To Date			
Degree ↕	Degree Date ↕		
HSD	06/01/2008		
Test ID ↕	Test Component ↕	Test Score ↕	Test Date ↕
ACT	Composite	23.00	04/01/2007
ACT	Composite	23.00	04/06/2007

To Do Items and Holds Tile



The To Do Items and Holds tile is always displayed on the Applicant Center homepage. The tile includes a count of incomplete checklist items and holds to encourage applicants to interact with the tile. Clicking on the tile will bring the user to a navigation collection that uses the delivered Fluid To Do List and Holds pages.

To Do Items and Holds

To Do Items

Holds

To Do Items

Task ↑↓	Due Date ↑↓	Status ↑↓	2 rows
Sub/Unsub Master Prom Note		Incomplete	>
Stafford Entrance Counseling		Incomplete	>

The user navigates between the two pages using the menu on the left of the page. If a user clicks on a checklist item, another window opens which provides additional details.

To Do List

Task ↑↓

High School Transcript

Task Details ×

High School Transcript

Organization School of High School Cooking

Status Incomplete

Status Date 04/30/2024

Contact Undergraduate Admissions Office

Email test_askabuckeye@osu.edu

Due Date

Comments

Please send a final high school transcript that lists your high school diploma.

Official Transcript of your high school course work. Official transcripts have either an embossed seal or signature of a certifying official from your school. No faxed transcripts will be accepted.

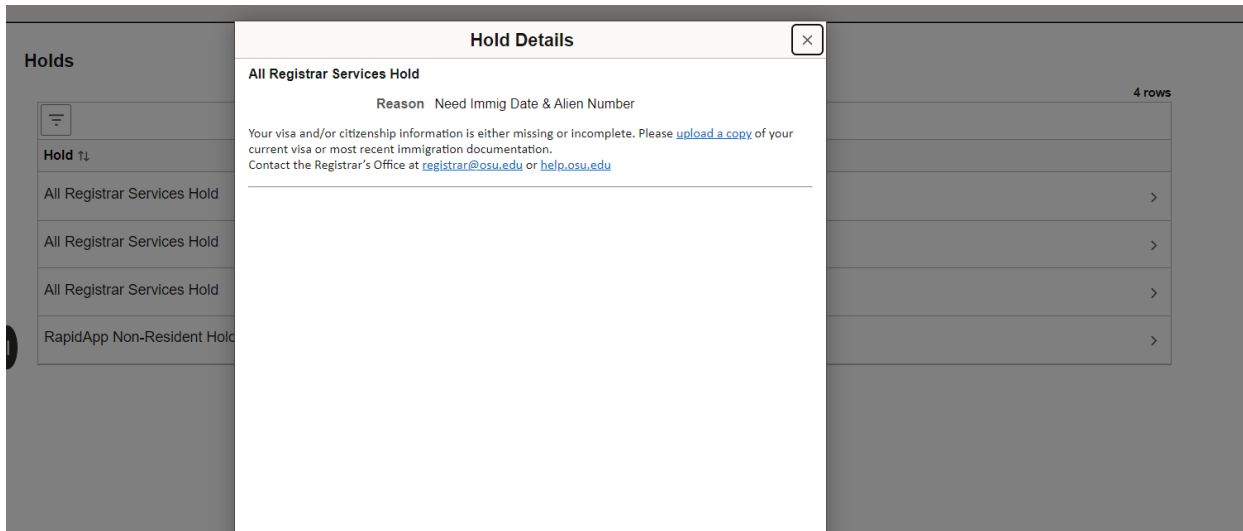
[More Information](#)

Status ↑↓

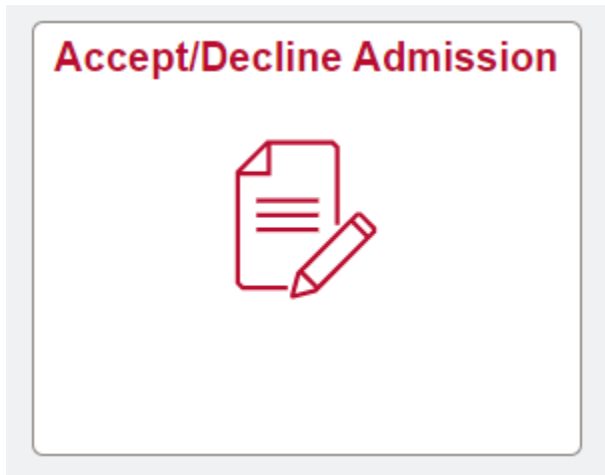
Incomplete

If a staff member has added additional instructions/context for the checklist item, it will be displayed in the comments section. If a checklist item has a URL associated with it, a scarlet button will appear as the link. The button may take users to other locations within PeopleSoft or to external (non-PeopleSoft) websites such as the document uploader.

The holds page functions similarly to the To Do List page. Users click the hold for additional details.



Accept/Decline Admission



The Accept/Decline Admission tile is a dynamic tile that only appears for applicants based on programmed logic.

Clicking on the tile leads an applicant to the first accept/decline page. An applicant must click the hyperlinked ACCEPT/DECLINE text for the application they wish to accept/admission for.

Accept Admission								
Victoria Auten								
We are pleased to grant you admission to the following program(s). Note that once you accept or decline admission to a particular program it will no longer appear on this page. Select the program you would like to accept or decline.								
								1 row
Term	Academic Career	Program	Plan	Subplan	Campus	ACCEPT/DECLINE	Academic Institution	Application Number
Autumn 2024	Undergraduate	Arts and Sciences	Psychology		Columbus	ACCEPT/DECLINE	The Ohio State University	02781824

The applicant may then use the “I Accept Admission” or “I Decline Admission” button to move forward.

Accept/Decline

Name
Victoria Auten

Institution
The Ohio State University

Career
Undergraduate

Admit Term
Autumn 2024

Program
Arts and Sciences

Application Number
02781824

Select either the Accept or Decline button to indicate your choice. You will then be asked to confirm your decision. Select the Previous button if you do not wish to make a selection at this time.

[I Accept Admission](#) [I Decline Admission](#) [Previous](#)

If an applicant clicks the I Accept Admission button, they will move to the UCERC question.

Community Standard

**Community Enrollment Question
Disciplinary Action and Felony Disclosure**

As a condition of enrollment, all admitted applicants are required to disclose prior or pending:

- Academic or behavioral misconduct charges from high school, college or university
- Felonies

If I disclose my offense, what will happen with my admission?
If you answer yes below, your enrollment is put on hold. You are asked to complete a disclosure form and provide a personal statement that describes the situation fully. The university will review your submission, then follow up with you about your enrollment.

What happens if I don't disclose an offense?
Failure to provide complete, accurate and truthful information will be grounds to revoke your offer of admission and/or cancel your enrollment.

Learn more at go.osu.edu/community-review.

HAVE YOU EVER:

- Been found responsible for academic or behavioral misconduct at an educational institution you attended from the 9th grade forward that resulted in disciplinary action, or is disciplinary action or investigation currently pending against you? These actions could include but are not limited to: suspension, removal, dismissal or expulsion from the institution.

EXCEPTIONS:

- DO NOT disclose low GPA academic violations.
- DO NOT disclose high school detentions or in-school suspensions.
- Graduate Program/Optometry - OD Applicants - DO NOT disclose high school violations (suspensions or expulsions).

--OR--

- Pled guilty to or been convicted of a felony, or is any felony charge currently pending against you? You are not required to answer yes to this question if the criminal adjudication or conviction has been expunged, sealed, annulled, pardoned, destroyed, erased, impounded or otherwise ordered by a court to be kept confidential.

ONE OR BOTH OF THESE SCENARIOS ARE TRUE FOR ME:

Yes
 No

[Cancel](#) [Submit](#)

Responding “No” to the UCERC question

If they answer “No” to the UCERC question, they must confirm acceptance a final time.

Confirm Acceptance

Name
Victoria Auten

Institution
The Ohio State University

Career
Undergraduate

Admit Term
Autumn 2024

Program
Arts and Sciences

Application Number
02781824

[Confirm Acceptance](#) [Previous](#)

After the hitting the “Confirm Acceptance” button, an applicant is taken to the acceptance fee payment process, if applicable.

Fee Submit

Fee Payment

Your intention to enroll at The Ohio State University cannot be confirmed until your acceptance fee has been paid. Acceptance fees are non-refundable.

Please pay your acceptance fee using a secure online payment system.

Fee: 100.00

Click on the **Pay & Continue** button below to proceed with your payment. You will be directed to a separate, secure website where you will be prompted to enter your payment information.

Once you have completed your transaction you will be taken to a confirmation page which you can print for your records. You will also receive an email that will confirm your payment was successful.

- If your payment was successful, your acceptance to the program will be noted.
- If your payment was *not* successful, an error message will be returned, and you will need to return to your self service page to pay the fee.
- If you did not receive *either* a confirmation or an error message, please contact askabuckeye@osu.edu to confirm whether your payment has been accepted. Do **not** attempt to submit a second payment in this situation.

Click on the **Cancel** button to go back to your self service page or pay at a later time.

Responding “Yes” to the UCERC Question

If an applicant answers “Yes” to the UCERC Question, they are taken to page providing instructions about the UCERC process.

Additional Document

**Community Enrollment Question
Disciplinary Action and Felony Disclosure**

Because you have indicated a prior or pending disciplinary action or felony charge, a hold has been placed on your enrollment pending review by the University Community Enrollment Review Committee (UCERC).

To begin this review, please submit the Disciplinary Action and Felony Disclosure Form. You can download the pdf now at go.osu.edu/community-review-form or wait to receive further information via email. If you have submitted this documentation in the past, please contact UCERC@osu.edu directly to see if any additional documentation is required.

The committee will perform a holistic, individualized review of all information you provide.

We strongly urge you to take the time to complete this process. If you elect not to submit the form, your admission will be canceled. **Learn more** at go.osu.edu/community-review.

Click Continue to leave this page and return to your Applicant Center.

Declining Admission

If an applicant declines admission, they are asked to confirm their decision to decline admission. After confirming, they are taken to a page to provide details about where they are attending and why they rejected admission.

We're sorry that you have decided not to enroll for this program. Please take a moment to let us know what your plans are and what factors influenced your decision.

Select the magnifying glass to search for the school or type the name of the school in the School Name field.

*Select School

School Name

Please specify the main reason why you chose this school

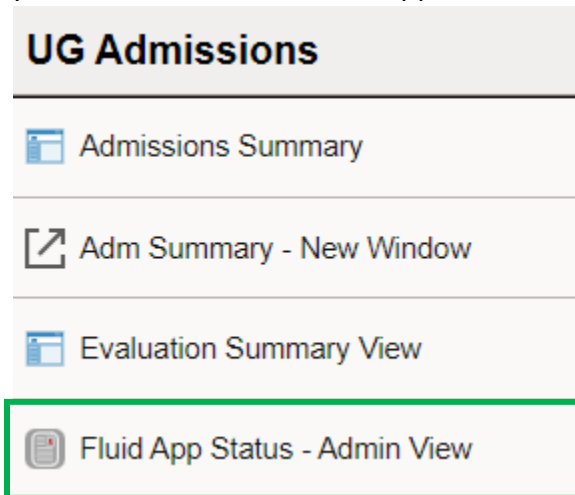
*Select Reason

Save

Fluid Application Status – Admin View

PeopleSoft does not provide a method to administratively view another user’s homepages. Staff will use a combination of a custom admin view for the Fluid Application Status page and the admin view of the Classic Applicant Center. Staff with appropriate security will be able to administratively view the application status page of an applicant.

1. Within your staff tile, click the Fluid App Status – Admin View



- a.
 2. Search for the applicant using their EMPLID, campus ID, last name, or first name

▼ **Search Criteria**

Empl ID

Campus ID

Last Name

First Name

- a.
 3. Select the relevant application

UG Admissions						
Brutus Buckeye						
Click on the application you wish to view						
Status	Campus	Term	Career	Program	Plan	
Admitted	Columbus	Autumn 2024	GRAD	Graduate Nursing	Healthcare Innovation	
Status	Columbus	Autumn 2010	GRAD	Graduate Nursing	Nursing	

- a.
 - Applicant Center - Admin View


4. View the application status page. This is identical to the page the applicant sees.

The screenshot displays the 'Application Details' page. On the left is a navigation menu with the following items: Admissions Summary, Adm Summary - New Window, Evaluation Summary View, Fluid App Status - Admin View (highlighted), Applicant Center - Admin View, Education, Maintain Applications, Manage Evaluation, Query Viewer, Admin Buckeyelink (Student), and NCAA - High School Portal. The main content area shows the 'Application Status: Admitted' in red. Below this is a congratulatory message: 'Congratulations, you have been admitted! Please click the **Accept/Decline Admission** button to confirm your enrollment. **Important:** Scroll down to check for incomplete application To Do Items.' A red button labeled 'Accept/Decline Admission' is visible. The application details listed are: Name: Brutus Buckeye, OSU ID: 123456789, Admit Term: Autumn 2024, Campus: Columbus, Residency: Ohio Resident, Program: Graduate Nursing, Plan: Healthcare Innovation, and SubPlan: On-Line HI-MHI. At the bottom, there is a section for 'Application To Do Items' with a link to '> Complete Items'.

- a.
 - i. If the Accept/Decline Admission button is present on the application status page, the applicant will also have an Accept/Decline Admission tile on their Applicant Center homepage.
 - ii. Staff do not have access to an applicant's accept/decline pages. Clicking the button will return a staff member to their default homepage.

Pay Application Fee tile

The Pay Application Fee tile is a dynamic tile that appears for applicants with a submitted application that still need to pay their application fee.



If an applicant clicks on the tile, they are taken to the Fee Submit page which links to Nelnet.

If a staff member would like to confirm that an applicant has access to the Pay Application Fee tile, they can use the classic Applicant Center – Admin View and see if the “Pay Application Fee” link is present. The logic that drives the display of this link is identical to the logic that drives the display of the tile.

UG Admissions

- Admissions Summary
- Adm Summary - New Window
- Evaluation Summary View
- Fluid App Status - Admin View
- Applicant Center - Admin View**
- Education
- Maintain Applications
- Manage Evaluation
- Query Viewer

Brutus Buckeye ID 500935835

Applicant Center

Personal Information

[Emergency Contact](#)
[Names](#)
[User Preferences](#)
[Privacy Settings](#)

Contact Information

Permanent Address 18 HARRIMAN COURT CAMERON NC 28326 NC	Home/Current Address 18 HARRIMAN COURT CAMERON NC 28326 NC
Mobile Phone 330/907-0966	OSU Email Address None


Other Profile Information

Admissions

[Application Status](#)
[Pay Application Fee](#)

i Click the Pay Application Fee link to submit an online payment for your admissions application fee. Click the Application Status link to view details about your admissions application(s).

Financial Aid Tile



The Financial Aid tile is a permanent tile that links to the classic View Financial Aid page and provides a link to the Student Financial Aid website.

A screenshot of a web application interface. At the top, there is a navigation bar with a search box labeled "Search in Menu". Below this is a header section titled "Financial Aid". On the left side, there is a sidebar menu with two items: "View Financial Aid" (highlighted) and "Student Financial Aid Homepage". The main content area shows the user "Brutus Buckeye" and a "Go To" dropdown menu. Below this, there is a section titled "Financial Aid" with a sub-section "Select Aid Year to View". A table lists aid years from 2016 to 2024, all for "The Ohio State University". A note below the table states: "Aid years listed indicate your access to eligibility information regarding your Financial Aid Application." At the bottom of the main content area, there is another "Go To" dropdown menu.

Financial Aid

View Financial Aid

Student Financial Aid Homepage

Brutus Buckeye Go To [dropdown]

Financial Aid

Select Aid Year to View

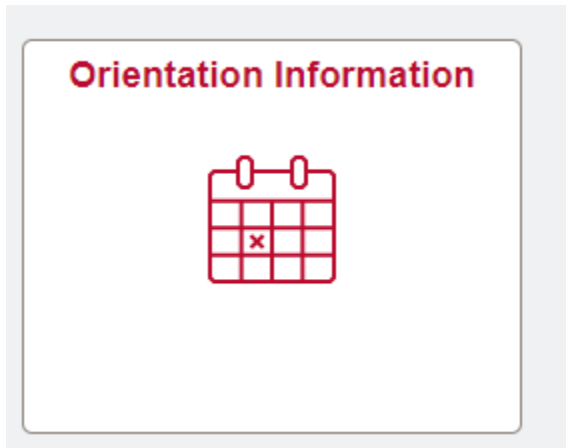
Select the aid year you wish to view

Aid Year	Institution	Aid Year Description
2024	The Ohio State University	Summer 2023-Spring 2024
2023	The Ohio State University	Summer 2022-Spring 2023
2022	The Ohio State University	Summer 2021-Spring 2022
2021	The Ohio State University	Summer 2020-Spring 2021
2020	The Ohio State University	Summer 2019-Spring 2020
2019	The Ohio State University	Summer 2018-Spring 2019
2018	The Ohio State University	Summer 2017-Spring 2018
2017	The Ohio State University	Summer 2016-Spring 2017
2016	The Ohio State University	Summer 2015-Spring 2016

Aid years listed indicate your access to eligibility information regarding your Financial Aid Application.

Go To [dropdown]

Orientation Information Tile



The Orientation Information tile is a dynamic tile that appears for future students with access to the orientation self-service pages. Clicking on the tile takes an applicant to the Classic Orientation self-service pages.

Orientation Registration

Welcome! 1 - Registration Form 2 - Review Your Details 3 - Program Date Options Confirmation

Welcome, Brutus Buckeye!

Orientation Reservation System Autumn 2024 Semester Columbus

Access each tab in order, from left to right, do not skip any pages.

1. Registration Form
2. Review Your Details
3. Program Date Options

Congratulations! You are now registered for orientation at The Ohio State University.

You should receive an email confirmation of your registration to your Ohio State email account within 24 hours. Additionally, at any time you may view or print this confirmation page. Changes to your orientation program dates can only be made by contacting University Orientation at 614-292-4161 or orientation@osu.edu. Please note that all times listed are for Eastern DST.

Your orientation program occurs over two days, and participation is required each day, for the entire day. If you need to make travel arrangements, plan on being on campus from 8 a.m. through 10 p.m. on Day One and from 8 a.m. through 4 p.m. on Day Two.

Before your program date:


- If required, complete your [Math Placement Test](#) online, as soon as possible, but no later than 2 days prior to your orientation program.
- If needed, [request accessibility accommodations](#) (through Student Life Disability Services) for your orientation program (including requests for ADA accommodations on placement exams, alternative text formats, interpreters or transcribers, etc.).
- Within 24-48 hours of registering for an orientation program, you will be able to register for on-campus housing for your orientation program (for students only) and for meals while on campus for orientation (for students and guests) at <https://housingportal.osu.edu/myhousing>.

Name: Brutus Buckeve

If a staff member would like to confirm that an applicant has access to the Orientation Information tile, they can use the classic Applicant Center – Admin View and see if the “Orientation Information” link is present. The logic that drives the display of this link is identical to the logic that drives the display of the tile.

The screenshot displays the 'UG Admissions' interface. On the left is a navigation sidebar with the following items: Admissions Summary, Adm Summary - New Window, Evaluation Summary View, Fluid App Status - Admin View, **Applicant Center - Admin View** (highlighted with a green box), Education, Maintain Applications, Manage Evaluation, and Query Viewer. The main content area is for 'Brutus Buckeye' (ID 109006398). It features an 'Applicant Center' header and several sections: 'Personal Information' with links for Emergency Contact, Names, User Preferences, and Privacy Settings; 'Contact Information' with fields for Permanent Address, Home/Current Address, and Mobile Phone; and 'Admissions' with links for Application Status, Orientation Information, and My Buckeye Link (all three links are highlighted with a green box). An information box on the right contains the text: 'Click the Orientation link for details about Orientation and to schedule your Orientation program. Click the Application Status link to view details about your admissions application(s).'

Personal Information Tile



The Personal Information tile is a permanent tile that includes delivered Fluid pages for someone to view and change their names and pronouns, addresses, emergency contacts, and contact details. The page also includes a classic page for people to request a review of their residency.

Personal Information					
ID 123456789					
<ul style="list-style-type: none"> Names and Pronouns Addresses Emergency Contacts Contact Details Request Residency Review 	<p>Personal Biographic</p> <h3>Names and Pronouns</h3> <p>▼ Names</p> <table border="1"> <thead> <tr> <th>Name</th> <th>Type</th> </tr> </thead> <tbody> <tr> <td>Brutus Buckeye</td> <td>Primary</td> </tr> </tbody> </table>	Name	Type	Brutus Buckeye	Primary
Name	Type				
Brutus Buckeye	Primary				

Personal Information	
<ul style="list-style-type: none"> Names and Pronouns Addresses Emergency Contacts Contact Details Request Residency Review 	<p>Brutus Buckeye Go To <input type="text"/> <input type="button" value="Go"/></p> <p>Request for Review of Residency Status for Tuition Purposes</p> <p>The Ohio State University residency guidelines are established by the Ohio Department of Higher Education, which is the planning and coordinating agency for higher education in the State of Ohio. The term "Ohio resident" for tuition purposes may differ from other definitions of Ohio residency. A person who has an Ohio driver's license or who is an Ohio resident for tax, voting, or welfare purposes may not necessarily be considered a resident for tuition purposes. To be classified as a resident for tuition purposes, a student must meet the guidelines for residency as defined by the Ohio Department of Higher Education.</p> <p>To learn more about how to qualify as a resident of Ohio for tuition purposes, please view the "Ohio Residency for Tuition Purposes" section of the University Registrar's website at https://registrar.osu.edu/student-hub/ohio-residency-for-tuition/.</p> <p>The following questions will assist us in determining your eligibility for in-state tuition rates. At the end of the questions, you will either receive a message informing you of your status, or you will be presented with a list of documents to be submitted. These documents will be reviewed by a residency counselor, and you will be notified of your status upon completion of the review.</p> <p>Application materials and all appropriate documentation must be submitted by the first Friday of the term to be reviewed.</p> <p>If you believe that you may qualify for in-state tuition rates, please select the Academic Term in which you wish to submit a residency reclassification application:</p> <p>*TERM <input type="text"/></p> <p><input type="button" value="Continue"/></p> <div style="border: 1px solid red; padding: 5px; margin-top: 10px;"> <p>⚠️ Either the Reclassification Form for In-State Residency for Tuition Purposes is not currently open to accept applications for the term you selected, or you are not recognized as an active student in our system. Please contact the admissions office if you are a new applicant and this will be your first term of enrollment, or contact your academic advisor if you have previously taken classes at The Ohio State University.</p> </div>